

**Tier1**

BloombergNEF


*Power the future*

# TOPCon 182 BIFACIAL

# 585-600W

High efficiency bifacial modules

· Silver frame, White mesh



 UTILITY

 C&I

Module efficiency

# 23.22%



Better leveled cost of energy



Better high temperature stability

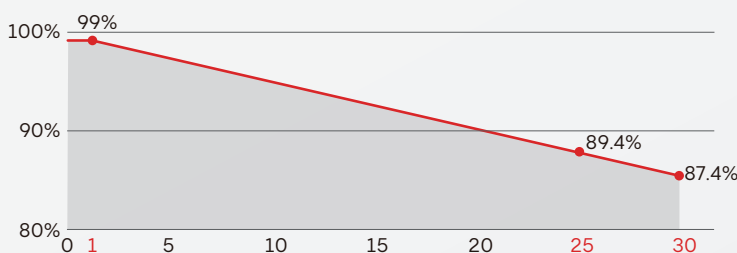


Improved low-light performance



Excellent bifacial performance

Linear performance guarantee for 30 years



## WARRANTY

Quality Guarantee **25** years

Power Warranty **30** years

## CERTIFICATE



## ELECTRIC CHARACTERISTICS

## SPDG (585/600W)-N144M10

Model of modules	SPDG585-N144M10		SPDG590-N144M10		SPDG595-N144M10		SPDG600-N144M10	
	STC	NMOT	STC	NMOT	STC	NMOT	STC	NMOT
Power ( Pmax/W)	585	437.30	590	441.00	595	444.60	600	448.4
Maximum power current ( Vmp )	42.72	39.90	42.87	40.00	43.03	40.20	43.18	40.3
Maximum power current ( Imp )	13.7	10.96	13.77	11.02	13.83	11.07	13.90	11.13
Open circuit voltage ( Voc )	51.58	48.30	51.7	48.40	51.84	48.50	51.97	48.7
Short circuitcurrent ( Isc )	14.41	11.61	14.48	11.67	14.55	11.72	14.62	11.78
Module efficiency	22.64%		22.83%		23.02%		23.22%	

STC ( Electrical parameters at standard test conditions (STC:AM=1.5, 1000W/m<sup>2</sup>, Cells Temperature 25°C )

NMOT ( Irradiance 800W/m<sup>2</sup>, Ambient Temperature 20°C, AM1.5, Wind Speed 1m/s )

## ELECTRICAL CHARACTERISTICS WITH 15% REAR SIDE POWER GAIN

Front power Pmax/W	672.75	678.50	684.25	690.00
Maximum power voltage ( Vmp )	42.72	42.87	43.03	43.18
Maximum power current ( Imp )	15.75	15.83	15.90	15.98
Open circuit voltage ( Voc )	51.58	51.70	51.84	51.97
Short circuitcurrent ( Isc )	16.57	16.65	16.73	16.81

## STRUCTURAL CHARACTERISTICS

Module size (L*W*H)	2278x1134x30mm
Weight	31kg
Cell	144 cells, N type Mono-Crystalline , 182mm×91mm
Front glass	2.0mm , Anti-Reflection Coating
Back glass	2.0mm , Heat Strengthened Glass
Frame	Anodized aluminum alloy
Junction box	IP68 , 3 bypass diodes
Output wire	4mm <sup>2</sup>
Wire length	Line length 1300mm/customized
Connector	MC4 Compatible
Packing Specification	37 pcs/Pallet ; 740 pcs/40' HQ


## OPERATING PARAMETERS

Power tolerance (W)	(0~+5W)
Maximum system voltage (V)	1500V
Maximum rated fuse current (A)	30A
Current operating temperature (C)	-40~+85°C
Mechanical load	+5400Pa/-2400Pa

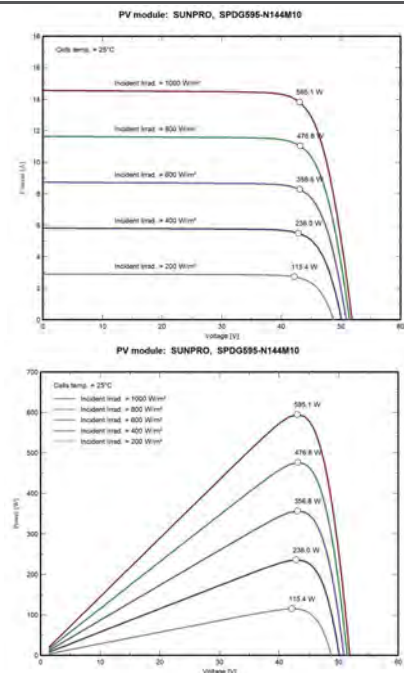
## TEMPERATURE CHARACTERISTICS

Temp. Coeff. of Isc (TK Isc)	0.046% / °C
Temp. Coeff. of Voc (TK Voc)	-0.25% / °C
Temp. Coeff. of Pmax (TK Pmax)	-0.30% / °C
Normal Operating Cell Temperature	45±2°C

## MODULE DIMENSIONS(MM)



## I-V CHARACTERISTICS AT DIFFERENT IRRADIATION



**Zhejiang Sunpro Power Technology Co., Ltd**

Add.: Qinggang Industrial Zone, Yuhuan City, Zhejiang Province

Tel: +86 0576-80730906 E-mail: info@sunpropower.com Website: www.sunpropower.com

\*The above parameters are for reference only, and the actual parameters of the factory shall prevail